



Industrie Service

EU TYPE-EXAMINATION CERTIFICATE

According to Annex IV, Part A of 2014/33/EU Directive

Certificate No.: EU-OG 027

Certification Body of the Notified Body: TÜV SÜD Industrie Service GmbH
Westendstr. 199
80686 Munich – Germany
Identification No. 0036

Certificate Holder: Hans Jungblut GmbH & Co. KG
Ostheimer Straße 171
51107 Köln – Germany

Manufacturer of the Test Sample: Hans Jungblut GmbH & Co. KG
Ostheimer Straße 171
51107 Köln – Germany
(Manufacturer of Serial Production – see Enclosure)

Product: Overspeed governor, detecting and tripping element fixed at the overspeed governor, as a part of the protection device against overspeed for the car moving in upwards direction

Type: HJ 200 Z12

Directive: 2014/33/EU


Reference Standards: EN 81-20:2014
EN 81-50:2014
EN 81-1:1998+A3:2009
EN 81-2:1998+A3:2009


Test Report: EU-OG 027 of 2016-04-04

Outcome: The safety component conforms to the essential health and safety requirements of the mentioned Directive as long as the requirements of the annex of this certificate are kept.

Date of Issue: 2016-04-04

Date of Validity: from 2016-04-20


Achim Janocha
Certification Body "lifts and cranes"



**Annex to the EU Type-Examination Certificate
No. EU-OG 027 of 2016-04-04**



Industrie Service

1 Scope of application

1.1 Generally

1.1.1 Driving rope

Category	Round strand rope made of steel wire
Diameter	6 – 6,5 mm

1.1.2 Minimum tension forces (force produced by the tensioning weight, acting on the axis of rope deviating pulley)

Tensioning force determined in the test (new rope and groove)	120 N
---	-------

Tensioning force determined by calculation (coefficient of friction $\mu = 0.09$)	940 N
--	-------

Tensile force in downwards direction at given tensioning force	650 N
--	-------

The safety component can fulfil three security features (1.2 and 1.3).

1.2 Using as an overspeed governor – permissible speeds

Permissible tripping speed	0.24 – 1.16 m/s
----------------------------	-----------------

Permissible maximum rated speed	≤ 1.01 m/s
---------------------------------	-----------------

1.3 Using as a part of the protection device against overspeed for the car moving in upwards direction

The overspeed governor can be used as a part of the protection device against overspeed for the car moving in upwards direction. Monitoring of upward speed will be done by overspeed governor itself and a braking device can be triggered (engaged) via the overspeed governor's electric safety device.

2 Terms and Conditions

2.1 Above mentioned safety component represents only a part at the protection device against overspeed for the car moving in upwards direction. Only in combination with a braking component in accordance with the standard, which must be subjected to an own type-examination, can the system created fulfil the requirements for a protection device.

2.2 The adjusted tripping speed and the safety switch must be sealed against unauthorized adjustment (safety switch e.g. by colour sealing of the fastening bolts).

2.3 Rope deflection optional (but at least 180° angle of wrap).

2.4 The direction of rotation for retracting of the safety gear shall be marked at the overspeed governor.

2.5 The identification drawing HJ 200-Z12 or HJ 200-Z12-P with certification stamp dated 2016-04-04 shall be included to the EU type-examination for the identification and information of the general construction and operation and distinctness of the approved type.

2.6 The EU type-examination certificate may only be used in combination with the corresponding annex and enclosure (List of authorized manufacturer of the serial production). The enclosure will be updated immediately after any change by the certification holder.

**Annex to the EU Type-Examination Certificate
No. EU-OG 027 of 2016-04-04**



Industrie Service

3 Remarks

3.1 Changes of characteristics in scope of application over time are not covered by this type examination.

3.2 Possible design variants (also in combination):

- Swinging lever (pendulum) installed in up or down position
- Emergency limit switching
- Switching off prior to achieve the tripping speed (preliminary switch off, optionally with electrical resetting of safety switch)
- Design with or without remote release
- Anti creep system with monitoring of rest position
- Installation suspending in the shaft pit
- Applying an encoder by shaft out jutting (direct actuation), optionally indirect by belt drive
- Magnetic switch and inductive proximity switch fitting (mounted side component) possible
- Design with or without testing groove
- Mounting position turned through 180° (console for fastening in upper position)

3.3 The overspeed governor can also be used to a counterweight in compliance with the permissible tripping speed.

3.4 This EU type-examination certificate was issued according to the following standards:

- EN 81-1:1998 + A3:2009 (D), Annex F.4 and F.7
- EN 81-2:1998 + A3:2009 (D), Annex F.4
- EN 81-20:2014 (D), part 5.6.2.2.1.7 and 5.6.6.11
- EN 81-50:2014 (D), part 5.4 and 5.7

A revision of this EU type-examination certificate is inevitable in case of changes or additions of the above mentioned standards or of changes of state of the art.

**Enclosure to the EU Type-Examination Certificate
No. EU-OG 027 of 2016-04-04**

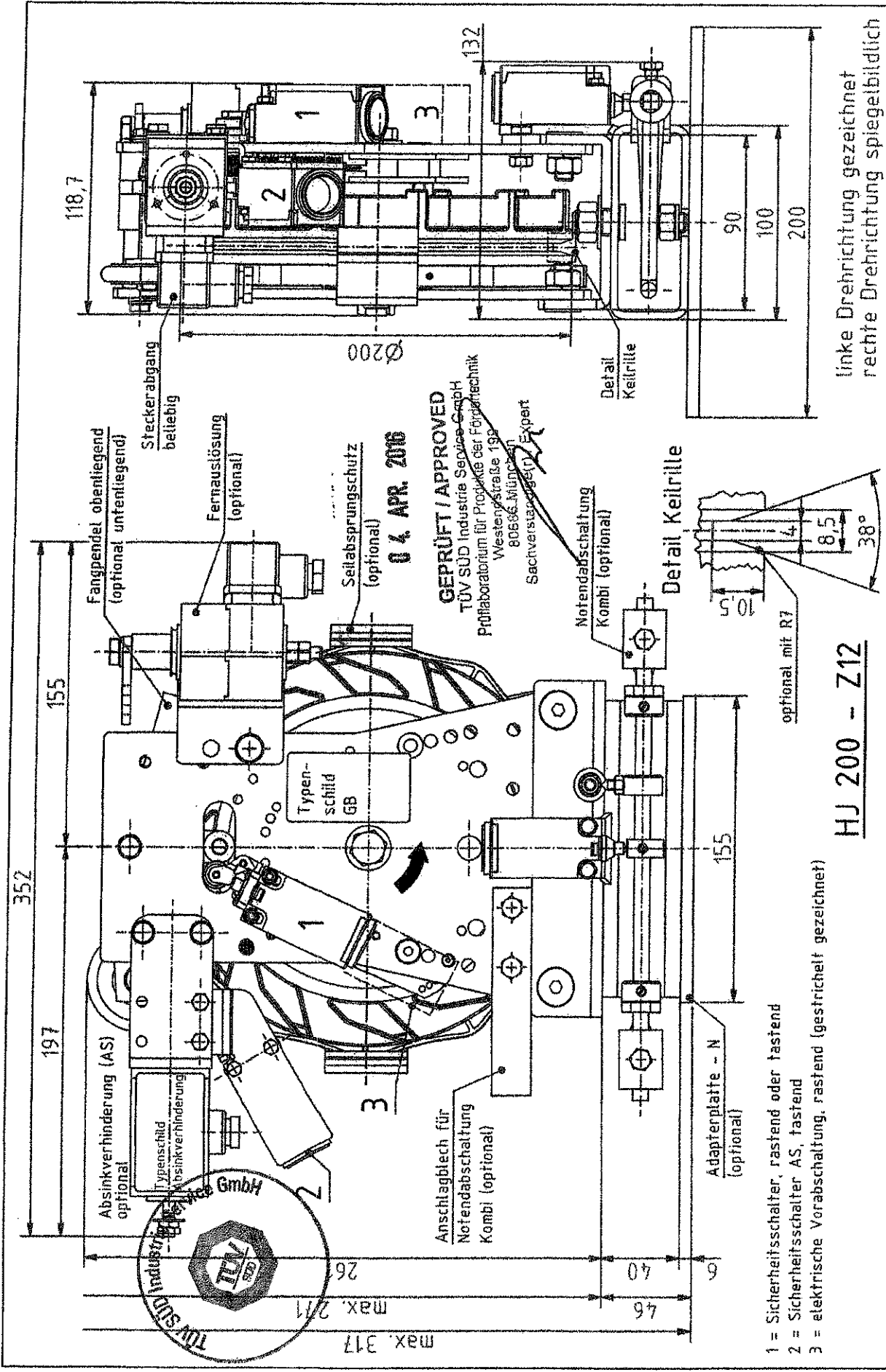


Industrie Service

Authorised Manufacturer of Serial Production – Production Sites (valid from: 2016-04-04):

Company Hans Jungblut GmbH & Co. KG
Address Ostheimer Straße 171
51107 Köln – Germany

- END OF DOCUMENT -



0 4. APR. 2016

GEPRÜFT / APPROVED
 TÜV SÜD Industrie Service GmbH
 Prüflaboratorium für Produkte der Feinmechanik
 Westendstraße 199
 80686 München
 Sachverständiger/Expert

linke Drehrichtung gezeichnet
 rechte Drehrichtung spiegelbildlich

HJ 200 - Z12

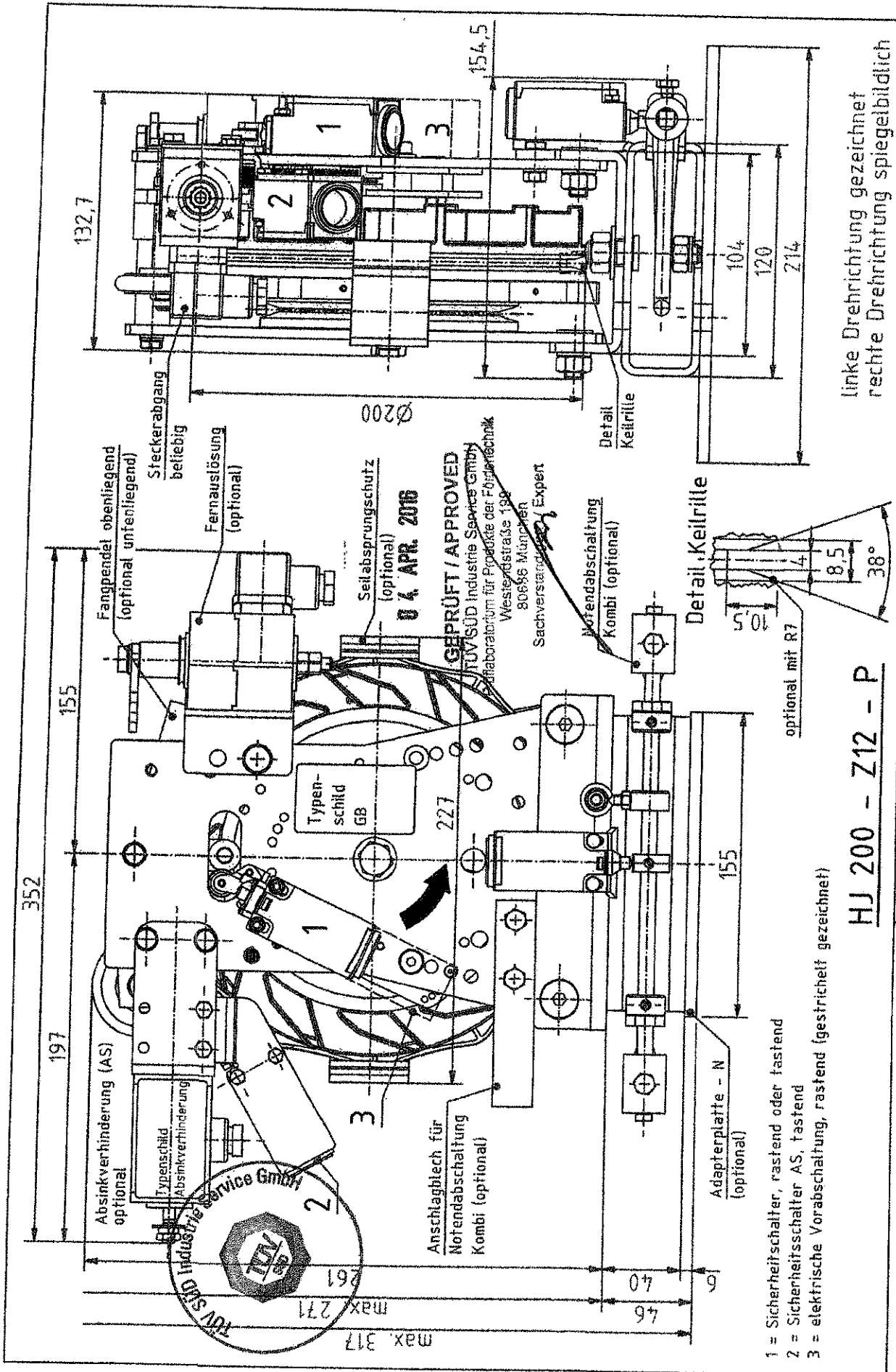
- 1 = Sicherheitsschalter, rastend oder tastend
- 2 = Sicherheitsschalter AS, tastend
- 3 = elektrische Verabschaltung, rastend (gestrichelt gezeichnet)

Gezeichnet: K. Schmitz (25.02.2016)

Geprüft: K.-H. Gato (25.02.2016)

Freigegeben: D. Grunau (25.02.2016)





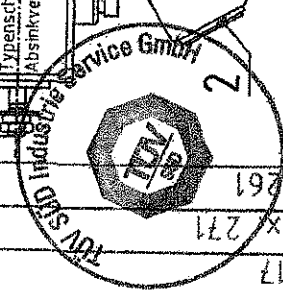
linke Drehrichtung gezeichnet
rechte Drehrichtung spiegelbildlich

HJ 200 - Z12 - P

Gezeichnet: K. Schmitz (25.02.2016)

Geprüft: K.-H. Gato (25.02.2016)

Freigegeben: D. Grunau (25.02.2016)



8. APR. 2016
GEPRÜFT / APPROVED
 TÜV SÜD Industrie Service GmbH
 Laboratorium für Produkte der Fördertechnik
 Westendstraße 198
 80686 München
 Sachverständigen / Expert

- 1 = Sicherheitschalter, rastend oder festend
- 2 = Sicherheitsschalter AS, festend
- 3 = elektrische Vorabschaltung, rastend (gestrichelt gezeichnet)

EU declaration of conformity
for safety components according to Lifts Directive 2014/33/EU, Annex II A

The manufacturer hereby declares that the product has successfully passed the conformity assessment procedure in compliance with the relevant harmonisation legislation.

Description of the safety component: Overspeed governor for actuating safety gears on lifts, stacking equipment or similar mechanical handling appliances and hoistings

Type: HJ 200 Z12

Year of manufacture: see type plate overspeed governor

The safety component conforms to the following rules:

EN 81-1:1998+A3:2009
EN 81-2:1998+A3:2009
EN 81-20:2014 *
EN 81-50:2014 *
2006/42/EG
EN 528:2008

***) does not apply to AGB 027/2**

Notified body for type-examination: TÜV Süddeutschland Bau und Betrieb GmbH
Zertifizierungsstelle für Aufzüge und Sicherheitsbauteile
Westendstrasse 199, D-80686 München
(Identification number: 0036)

Type-examination certificates: EU-OG 027, AGB 027/2

Notified body for production check: TÜV Rheinland Industrie Service GmbH
Am Grauen Stein, 51105 Köln, Germany
(Identification number: 0035)

Notified body for checking the quality assurance-system: see above

City, Date/Signature of manufacturer: Köln, 24.10.2016
Declaration to the signer:



General Manager